

**CUSTOMER ASSISTANCE GUIDE
BUILDING PERMIT APPLICATION SUBMITTAL REQUIREMENTS**

COMMERCIAL AND MULTI-FAMILY

- Please read all of the following information.
- The following is a check list. You must have a “checkmark” in all the sections listed below prior to submitting your application

_____ Sub-division and land development approval, if required.

_____ Complete Construction plans must be stamped and signed by a Pennsylvania Registered Design Professional (Architect or Engineer). Plans **MUST** be PDF Format, unsecured, unencrypted, and no digital signatures attached to file. **ALL PLANS MUST INCLUDE** Construction Type and Use Group as determined by the design professional.

_____ Plans **AND** Application must be submitted electronically by going to our website, **www.mdia.us**, and click on Offices, and then the “Submit Plans” icon next to Wexford Office address. Once the plans are approved, they will be returned to the design professional and/or applicant, and it will be their responsibility to make as many hard copies as needed and provide them to the BCO and the municipality so the permit can be issued. No permits will be issued, and construction **shall not** start until all applicable fees are paid. It is then required that a completed set of MDIA stamped and approved plans be on the jobsite and made available to the field inspector during the entire course of construction.

_____ A site plan showing the outside dimensions of the proposed structure, including distances in feet to the front, sides and rear property lines.

_____ Sewer permit.

_____ Workers’ compensation insurance certificate or an affidavit of exemption.

_____ Location of parking spaces, accessible routes, public transportation stops and other required accessibility features.

_____ Highway access permit Penn Dot/Municipal, if required.

_____ Plan review/fee (permit clerk will calculate).

_____ Automatic fire sprinkler system designed in accordance with NFPA 13 where applicable.

_____ Completed building permit application.

MDIA will review plans submitted to determine code compliance. If the minimum submittal requirements are not met, we will ask the applicant to supply additional information. If the minimum requirements are met, the plans will be marked “approved”. A building permit will be issued and the applicant will be notified of the inspection fees and when they can pick-up the permit at the Municipal Building. All fees shall be paid prior to the issuance of the permit. **Then use the inspection procedures provided to have all of the required inspections performed.**

INSPECTION PROCEDURES COMMERCIAL AND MULTI-FAMILY CONSTRUCTION

- Building permit must be posted on the site of the work and clearly visible from the road until completion of the project.
- Your approved plans must be available at all times for inspection. These are the plans that were submitted with your application and were marked “Approved” by the building code official.
- **DO NOT schedule an inspection if the work is not ready!!!!**
- When scheduling an inspection, you must supply a permit number to the inspector.

PLEASE GIVE THREE (3) WORKING DAYS ADVANCE NOTICE FOOTING INSPECTION WILL BE GIVEN PRIORITY

MIDDLE DEPARTMENT INSPECTION AGENCY, INC.

1. Footing – To be done after forming and prior to placing of concrete.
Inspector: Patrick Duffy Phone: 1-800-922-6342
2. Foundation inspection – French drain and water-proofing prior to backfilling.
Inspector: Patrick Duffy Phone: 1-800-922-6342
3. Plumbing under slab (rough-in) done prior to placing concrete floor.
Inspector: Patrick Duffy Phone: 1-800-922-6342
4. Electrical – Rough in to be done prior to insulating.
Inspector: John Balsler Phone: 412-292-9073
5. Framing inspection – Done prior to insulating, but after heating, plumbing and wiring are roughed in, and prior to any exterior finishes being applied.
Inspector: Patrick Duffy Phone: 1-800-922-6342
6. Energy conservation.
Inspector: Patrick Duffy Phone: 1-800-922-6342
7. Wallboard- Only needed if there is an integral or attached garage.
Inspector: Patrick Duffy Phone: 1-800-922-6342
8. Final Electrical – When job is completely finished.
Inspector: John Balsler Phone: 412-292-9073
9. Final inspection – When job is completely finished, prior to occupancy permit and after plumbing, mechanical and electrical.
Inspector: Patrick Duffy Phone: 1-800-922-6342

BEFORE DIGGING CALL 811 – SEE ATTACHED BROCHURE

CONSTRUCTION DOCUMENTS REQUIRED

- Site plan showing to scale the size and location of all new construction and all existing structures on the site. Distances from lot lines, established street grades and proposed finished grades. All parking including accessible spaces with signage. Accessible paths to entrances.

- COMPLETED BUILDING PERMIT APPLICATION
- ARCHITECTURAL
- STRUCTURAL
- ELECTRICAL
- MECHANICAL
- PLUMBING
- ACCESSIBILITY (Details and elevations of restrooms, checkout counters, etc. and routes with elevations for all accessibility)
- ENERGY CALCULATIONS WITH HVAC & LIGHTING (COM CHECK OR IECC)
- ALL SIGNAGE (TACTILE EXIT, RESTROOM, ETC.)
- USE GROUP(S) (EACH AREA OR ROOM) (IBC. Chapter 3)
- BUILDING LIMITATION (HEIGHT & AREA) (IBC. Chapter 5)
- TYPE OF CONSTRUCTION (IBC. Chapter 6)
- FIRE RESISTANT MATERIALS & CONSTRUCTION (IBC. Chapter 7)
- FIRE PROTECTION SYSTEM(S) (IF REQUIRED) (IBC. Chapter 9)
- OCCUPANT LOAD (EACH AREA OR ROOM) (IBC. Section 1004)
- DEPARTMENT OF HEALTH APPROVAL FOR HEALTH CARE FACILITIES PRIOR TO SUBMISSION.

- SPECIAL INSPECTIONS AS PER IBC SECTION 1704 & 1710.

THIS FORM REQUIRES A NOTARY SEAL

AFFIDAVIT OF EXEMPTION

The undersigned affirm that he/she is not required to provide workers compensation insurance under the provisions of Pennsylvania's Workers' Compensation Law for one of the following reasons, as indicated:

_____ Property owner performing own work. If property owner does hire contractor to perform any work pursuant to building permit, contractor must provide proof of workers' compensation insurance to the municipality. Homeowner assumes liability for contractor compliance with this requirement.

_____ Contractor has no employees. Contractor prohibited by law from employing any individual to perform work pursuant to this building permit unless contractor provides proof of insurance to the municipality.

_____ Religious exemption under the Workers' Compensation Law. All employees of contractor are exempt from workers' compensation insurance (attach copies of religious exemption letter for all employees).

Signature of Applicant

County of _____

Municipality of _____

Subscribed, sworn to and acknowledged before me
by the above _____ this _____ Day
of _____
20 _____.


SEAL

Notary Public

**Safe digging is
no accident!**

**Know what's
below.**

**Dial 8-1-1
before you dig.**



TEMPORARY MARKING GUIDELINES


WHITE	Proposed Excavation
PINK	Temporary Survey Markings
RED	Electric Power Lines, Cables, Control and Lighting Cables
YELLOW	Gas, Oil Steam, Petroleum or Gaseous Materials, Hazardous Materials
ORANGE	Communication, Alarm or Signal Lines, Cables or Conductors and Traffic Loops
BLUE	Potable Water
PURPLE	Reclaimed Water, Irrigation and Slurry Lines
GREEN	Sewers and Drain Lines

The following information is needed when you call PA One Call System.


YOUR TELEPHONE NUMBER
YOUR MAILING ADDRESS
COUNTY - The name of the county where the work will take place
MUNICIPALITY - City, Township or Borough where the work will take place
THE ADDRESS WHERE THE WORK WILL TAKE PLACE
THE NEAREST INTERSECTING STREET TO THE WORK SITE
THE NAME OF A SECOND INTERSECTION NEAR THE WORK SITE
IS THE PROPOSED EXCAVATION AREA (WORK SITE) MARKED IN WHITE - Yes or No
OTHER INFORMATION THAT WOULD HELP THE LOCATOR FIND THE SITE - Card/yng information to specify the exact location of the dig
THE TYPE OF WORK BEING DONE
WHETHER THE WORK WILL TAKE PLACE IN: Street, Sidewalk, Public or Private Property
THE APPROXIMATE DEPTH YOU ARE DIGGING
THE EXTENT OF THE EXCAVATION - The approximate size of the opening, the length and width or diameter
THE METHOD OF EXCAVATION - How will the earth be moved
WHO IS THE WORK BEING DONE FOR
PERSON TO CONTACT IF THE UTILITIES HAVE QUESTIONS
THE CONTACT PERSON'S PHONE NUMBER - The phone number with area code for daytime contact
THE BEST TIME TO CALL
FAX NUMBER AND/OR EMAIL ADDRESS - The responses from the facility owners will be sent to you
SCHEDULED EXCAVATION DATE AND START TIME - not less than 3 business days or more than 10 business days
DURATION OF A JOB - How long will the job take
ANY ADDITIONAL REMARKS YOU MAY HAVE

You will be given a 10 digit serial number as confirmation of your call and our system will send you the responses from the utilities on the morning of your scheduled excavation date via fax or email.

**Know what's below.
Dial 8-1-1 before you dig.**



www.pa811.org



What do we do?

We are the "Call before you dig!" company for all of Pennsylvania. If you plan to disturb the earth with powered equipment, you are required by Pennsylvania law to notify the underground utility companies of your intent to do so. Notification occurs by calling 8-1-1 or 1-800-242-1776, 24 hours of the day, every day of the year. Notification can also be done on our website at www.paonecall.org.

We will then notify the utility companies nearby of your intent to dig. The utility companies are responsible to mark where their underground lines are located with colored flags, paint or chalk.

Please Note:

- PA One Call does not mark utility lines.
- In some cases, the utility company may not mark the service lines you own.
- If you need your sewer drain cleaned be sure to check www.paonecall.org/crossore or Call Before You Dig information or call 8-1-1 for more information.

Why should you call?

Safe digging is no accident! If you are installing a fence or deck, or digging for a mailbox post, patio or other excavation project, it is important to know what's below. Dial 8-1-1 or 1-800-242-1776 before you dig. The utility companies do not want an accident, either. The best way to learn where underground utility lines are located is to call before you dig.

For more information, visit www.pa811.org



Homeowner Quick Tips

- One easy phone call to 8-1-1 three to ten business days before digging begins helps keep your neighborhood safe.
- Call on Monday or Tuesday if you plan to dig on Saturday or Sunday.
- The utility companies will mark where their underground lines are located with colored paint, flags or chalk.
- Do not remove the flags if you see them in your yard.
- Our service is no cost to homeowners.
- Did you hire someone to install your fence, deck or new patio? Ask to see the PA One Call serial number before allowing them to dig on your property.

The Excavator's Responsibility

- Dial 8-1-1 or 1-800-242-1776.
- Do not allow anyone to excavate on your property without calling.
- Always look for the markings on the ground before your dig date.
- If you do not see markings, do not allow anyone to dig. Wait for the lines to be marked by the utility.
- Whoever places the call will receive an email or fax with a list of facility owners who have marked or have not marked. Pay attention to this message.
- Respect the markings by not removing flags or disturbing the actual markings.
- Exercise care around the marked lines by hand digging.
- When the project is complete, the excavator should remove the flags or marks from the ground or pavement.
- Report mishaps by dialing 8-1-1. Report emergencies by dialing 9-1-1.